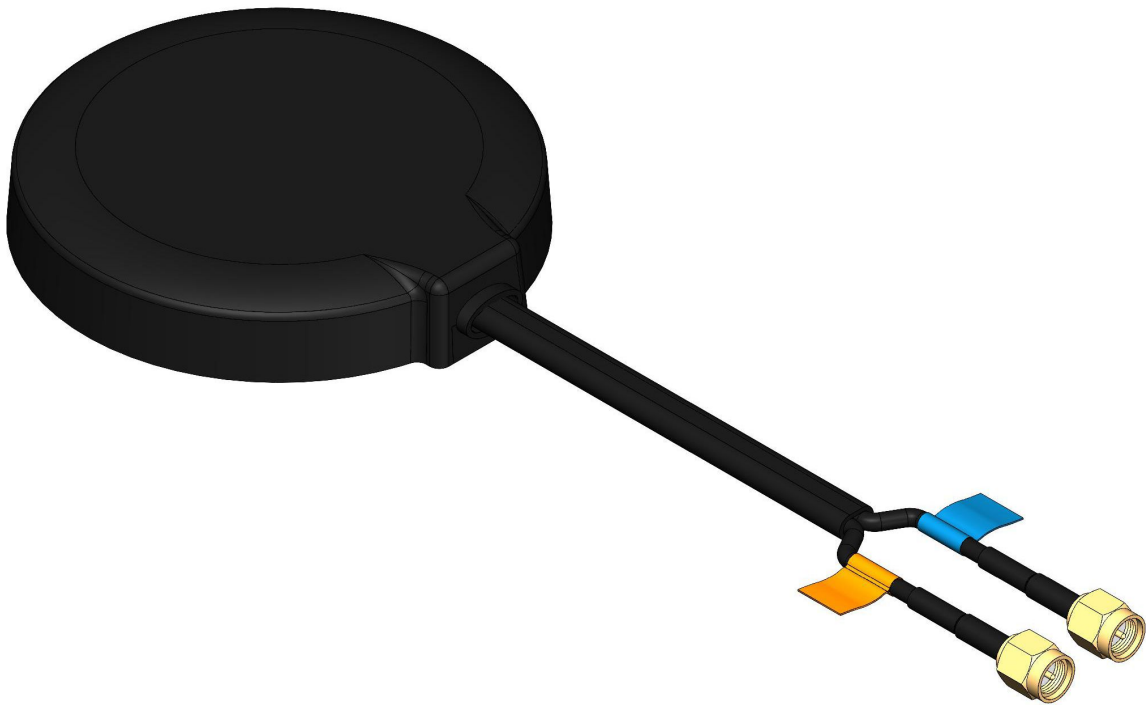
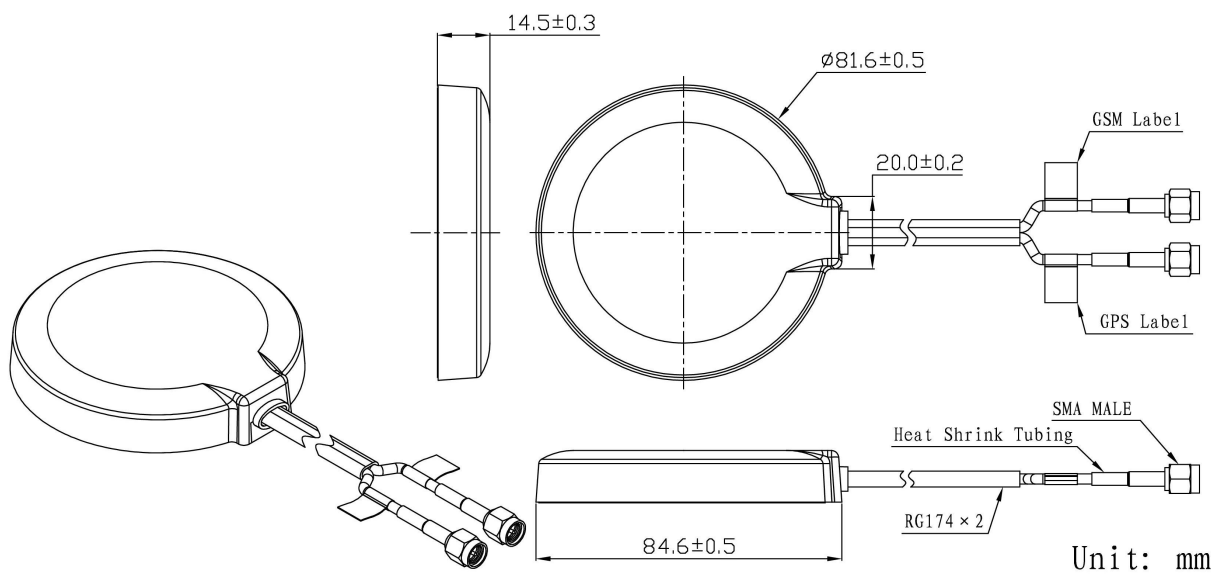


GPS/GLONASS+GSM Combination Antenna VTGLMA-10



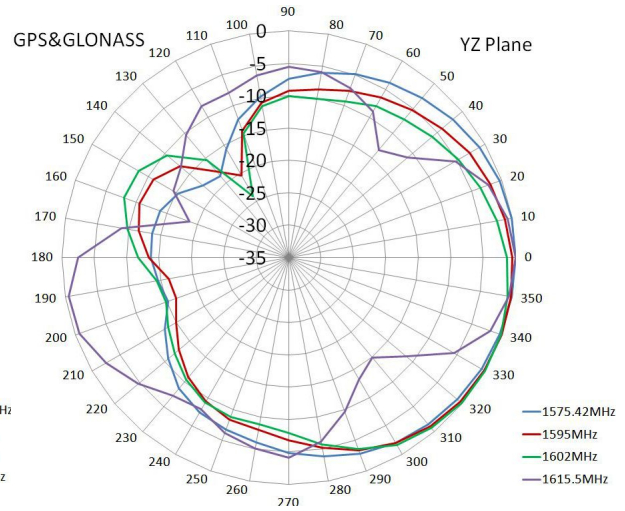
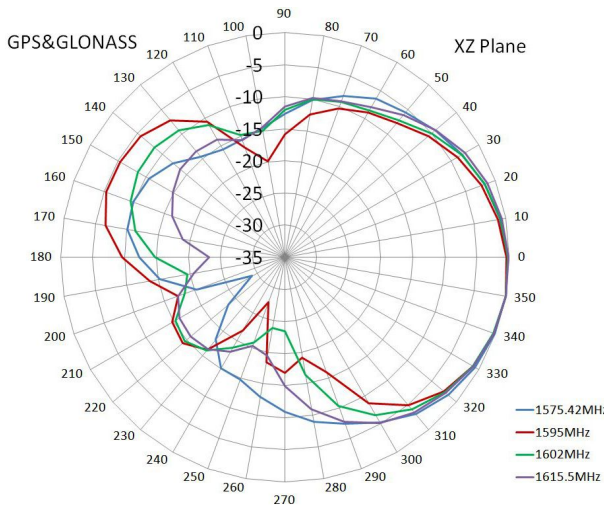
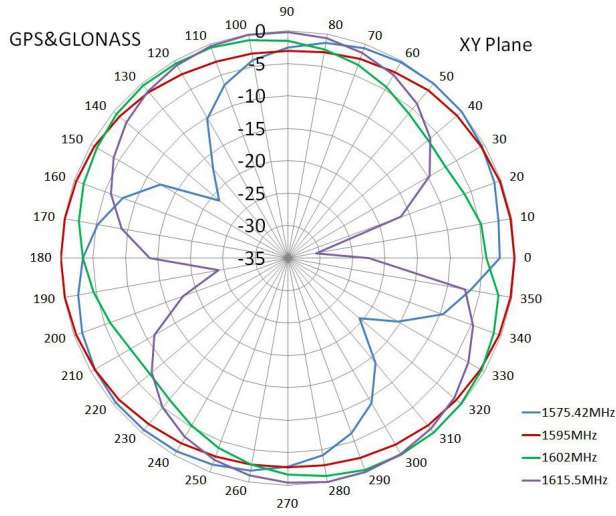
DIMENSIONS



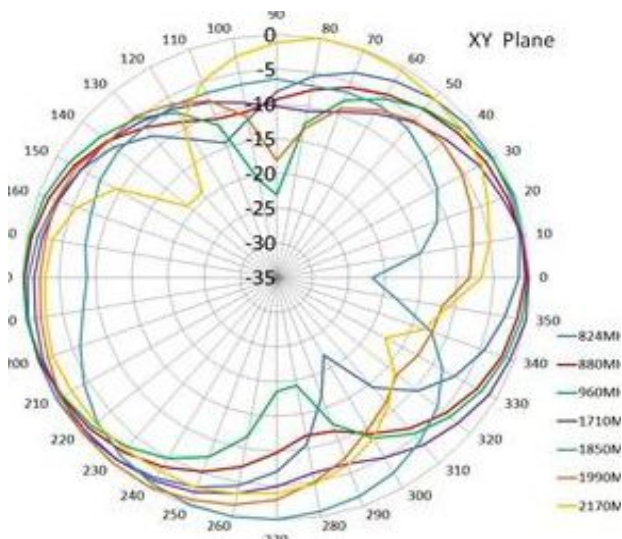
SPECIFICATIONS

Item		Specifications	
GPS/GLONASS Antenna	Dielectric Antenna	Center Frequency	L1:1575.42±1MHz L2: 1602±1MHz
		Band Width	CF±5MHz
		Polarization	RHCP
		Gain	2dBic (Zenith)
		V.S.W.R	<1.5
		Impedance	50Ω
		Axial Ratio	3dB (max)
	LNA	Gain	28±2dB
		Noise Figure	<1.5
		Ex-band Attenuation	12dB@CF+50MHz/16dB@CF-50MHz
		V.S.W.R	<2.0
		Supply Voltage	2.2~5V DC
		Current Consumption	5~15mA
GSM/3G Antenna		Frequency Range	824~960MHz/1710~2170MHz
		V.S.W.R (min)	<2.5
		Polarization	Linear
		Gain	2dBi
		Impedance	50Ω
Mechanical		Cable	RG174
		Connector	SMA/FME or others
		Radome Material	ABS
		Mounting Method	Magnet/Adhesive
Environmental		Operating Temperature	-40°C~+85°C
		Relative Humidity	Up to 95%
		Ingress Protection	IP67
		Vibration	10 to 55Hz with 1.5mm amplitude 2hours
		Environmentally Friendly	ROHS Compliant

Radiation Pattern



GSM Antenna



V.TORCH

